

The University of the West Indies, Open Campus

EDID6508 Instructional Media

Assignment 3

Storyboard – Anguilla National Symbols

Trevor Queeley - ID# 311101157

Course Instructor: Dr. Leroy Hill



General Guidelines

Screens display size at 1024x567 (16:9) able to adjust to multiple devices in portrait and landscape orientations. All screens have a white background as a base and colour theme of orange, white and turquoise or (blue) hex codes #FFA500, #FFFFFF, #40E0D0 (#0000FF).

Export options for HTML5 with LMS functionality

Target Audience: High school students in form three between the ages of 14-15.

Course: Anguilla National Symbols

Slide 1 of 13: Introduction to course containing objectives and launch bottom

Screen Display: Introduction National Symbols of Anguilla



Image Description: An aerial photo of Anguilla

Spoken Text: “Welcome to our course on Anguilla’s National Symbols. Sit back, relax and enjoy the virtual tours.”

Written Text: Header: Titillium Web (Headings) 32 | Body: Calibri (Body) 16 | Button: Titillium Web (Headings) 12

Music/Sounds: https://youtu.be/_2s6obMe8Rk “Paradise” Pantha Vibes International 2010 Clipping of chorus to ending. Play the last 1 minutes.48 seconds of the song in the background

Interactivity: Start course button- Takes learners to next slide which has menu options

Effects/Navigation: Heading “Anguilla National Symbols” and body text with objectives float in from bottom left to middle right of the slide.

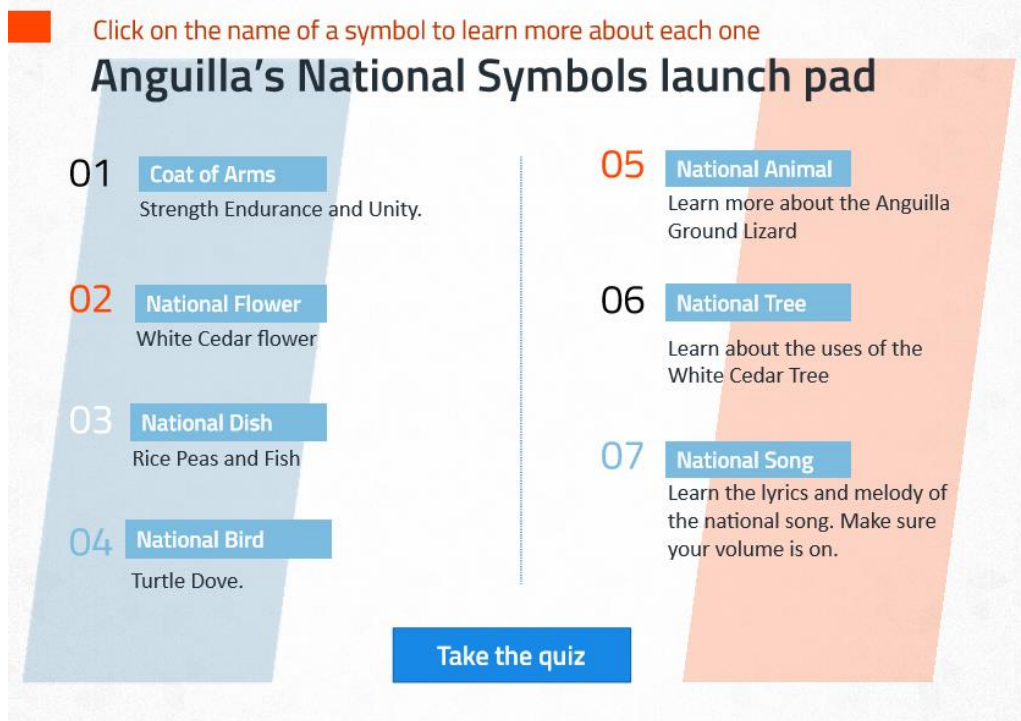
Menu button allows the user to move between slides; on hover, button turns light blue and text remains white.

➡ wipe/go to next or

⬅ Remains on current slide

Course: Anguilla National Symbols
Slide 2 of 13: Learning content menu options

Screen Display: Sample of selection menu for course content.



Drawing Description: Two parallelograms in background with 30% opacity

Written Text: Header: Titillium Web (Headings) 32 | Body: Calibri (Body) 16 | Buttons: Titillium Web (Headings) 12

Interactivity: **Group Button 1** Takes learner to slide with information on Coat of Arms
Group Buttons 2 & 6: Take learner to slide with information on National Flower and National Tree
Button 3 Takes learner to interactive slide with information on National Dish
Button 4 Takes learner to interactive slide with information on National Bird
Button 5 Takes learner to interactive slide with information on National Animal
Button 7 Takes learner to interactive slide with lyrics and melody of National Song
Quiz Button Takes learners to the quiz landing slide.

Effects/Navigation: Heading and Body text float in from left to right
Menu button allows the user to move between slides
On hover all buttons turn orange with white text

▷ Swipe/go to media or ◁ previous welcome slide

Course: Anguilla National Symbols
Slide 3 of 13:

Screen Display: Coat of Arms



Image Description:

https://en.wikipedia.org/wiki/Coat_of_arms_of_Anguilla#/media/File:Coat_of_arms_of_Anguilla.svg .

Written Text: Header: Titillium Web (Headings) 32 | Body: Calibri (Body) 16

Red information marker: More details about the quote of arms

Blue information marker: Colours information. Peace, Unity and tranquil water

Blue 1, 2 and 3 markers: Strength, Endurance Unity

Interactivity:

Red information marker: On hover displays the name; double click displays information about the Coat of Arms.

Blue information marker: On hover displays name of item; double click displays information about the national colours.

Blue 1, 2 and 3 markers: On hover displays the named representation of each dolphin

Effects/Navigation:

Red information marker: Spiral ring around the edges; **Blue information marker:** Pulsing effect; **Blue 1, 2 and 3 markers:** Pulsing effect;

▷ Swipe/go to next or ◁ back menu options

Screen Display: National flower and National tree

Anguilla National Symbols

The National Tree and Flower- White Cedar

The White Cedar Flower is the most famous and widespread flower on Anguilla. During its season of blooming it adds much colour to our green landscapes. It is found in various colour shades from white to deep pink/fuchsia across the island.

The White Cedar Tree (*Tabebuia heterophylla*) is the most populous and beloved tree in Anguilla. Its wood was used in Boat Making.




Image Description: <https://whatwedoinanguilla.com/wp-content/uploads/2015/07/National-Symbols-Tree-and-Flower-edit-1.jpg>

White Cedar tree with a zoomed image of the White Cedar Flower


Written Text: Header: Titillium Web (Headings) 32 | Body: Calibri (Body) 16
(Government of Anguilla, 2018)

Effects/Navigation:

Arrows fly in from below stopping at points shown in display

▷ Swipe/go to next or ◁ back menu options

Screen Display: National Dish



Anguilla National Symbol

National Dish

A very popular meal both traditionally and up to this day in Anguilla. The peas used are typically pigeon peas which grow easily in our climate. Anguilla is a small island which relies heavily on fishing for a large part of its food supply, therefore many different fish were used in this meal including: Goat fish, Snapper, Bufflehead/Cockabelly, Grunt, Doctor Fish, Rockhind, Redman, Old Wife, Butterfish.





Image Description:

<https://whatwedoinanguilla.com/wp-content/uploads/2015/07/National-Symbols-National-Dish-edit.jpg> A photo of a plate with peas and rice, fried fish and gravy.

Written Text: Header: Titillium Web (Headings) 32 | Body: Calibri (Body) 16
(Government of Anguilla, 2018)

Interactivity: Black and White food icon at the bottom of the slide will take you to a YouTube video in a new page.

Effects/Navigation:

Black and white food icon: On hover will turn orange

▷ Swipe/go to next or ◁ back menu options

Screen Display: National Animal

**Anguilla National Symabol**

National Animal- Ground lizard

The Anguilla Bank Ameiva or Anguillian Ground Lizard is found on the main island of Anguilla and most of its surrounding cays, where it is very common. Among those populations, adults are gray-brown tinged with green-blue. It is found on the Caribbean islands of Anguilla, Saint Martin, and Saint Barthélemy in the Lesser Antilles. It lives on rocks or in holes in the ground



Image Description: <https://whatwedoinanguilla.com/wp-content/uploads/2015/07/National-Symbols-Ground-Lizard-edit.jpg> An Anguilla Bank Ameiva crawling on the ground

Written Text: Header: Titillium Web (Headings) 32 | Body: Calibri (Body) 16

Interactivity: **Black and White lizard icon** will take you to a blog on wild animals on a new page.

Effects/Navigation:

Black and white lizard icon: On hover will turn orange

▷ Swipe/go to next or ◁ back menu options

Screen Display: National Bird



Image Description: <https://whatwedoinanguilla.com/wp-content/uploads/2015/07/National-Symbol-turtle-dove.jpg> A turtle dove standing on a fence

Written Text: Header: Titillium Web (Headings) 32 | Body: Calibri (Body) 16

Music/Sounds: Dove sounds in the background

Interactivity: **Black bird icon** will take you to a data website on the turtle doves via a new page.

Effects/Navigation:

Black bird icon: On hover will turn orange

▷ Swipe/go to next or ◁ back menu options

Screen Display: National Song (four layers)



Anguilla National Symbols

National Song- God Bless Anguilla




Alex Richardson started playing the guitar at about age 10 and started a High School band. He performed as a junior calypsonian (Lord Libra) capturing the crown in 1981, the same year he wrote Anguilla's National Song, "God Bless Anguilla".

Verse 1

Chorus

Verse 2

Base layer



National Song

Verse one



God bless Anguilla
Nurture and keep her
Noble and beauteous
She stands midst the sea
Oh land of the happy
A haven we'll make thee
Our lives and love
We give unto thee

Verse 1

Chorus

Verse 2

Layer 1



Layer 2



Layer 3

Image Description: <https://allwavingflags.blogspot.com/2018/04/flag-of-anguilla.html> Anguilla Flag waving in gif

Written Text: Header: Titillium Web (Headings) 32 | Body: Calibri (Body) 16 | Buttons: Titillium Web (Headings) 12

Music/Sounds: https://youtu.be/jERibi_4F8M Anguilla National Song instrumental

Interactivity: **Blue and white button Verse 1** will take you to a layer with lyrics of national song verse 1

Blue and white button Chorus will take you to a layer with lyrics of national song with chorus

Blue and white button Verse 3 will take you to a layer with lyrics of national song verse 2

Effects/Navigation:

National Song will be played in the background while learner navigates the slide by clicking on different buttons.

National Flag will wave throughout

▷ Swipe/go to next or ◁ back menu options

Screen Display: Quiz Landing Slide



Base layer



Layer 1



Layer 2



Layer 3



Layer 4



Layer 5

Image Description:

https://en.wikipedia.org/wiki/Coat_of_arms_of_Anguilla#/media/File:Coat_of_arms_of_Anguilla.svg .
<https://whatwedoinanguilla.com/wp-content/uploads/2015/07/National-Symbols-Tree-and-Flower-edit-1.jpg>
<https://whatwedoinanguilla.com/wp-content/uploads/2015/07/National-Symbols-National-Dish-edit.jpg>
<https://whatwedoinanguilla.com/wp-content/uploads/2015/07/National-Symbol-turtle-dove.jpg>
<https://whatwedoinanguilla.com/wp-content/uploads/2015/07/National-Symbols-Ground-Lizard-edit.jpg>

Written Text: Body: Calibri (Body) 16. Text will be displayed on all layers

Music/Sounds: Elevator music

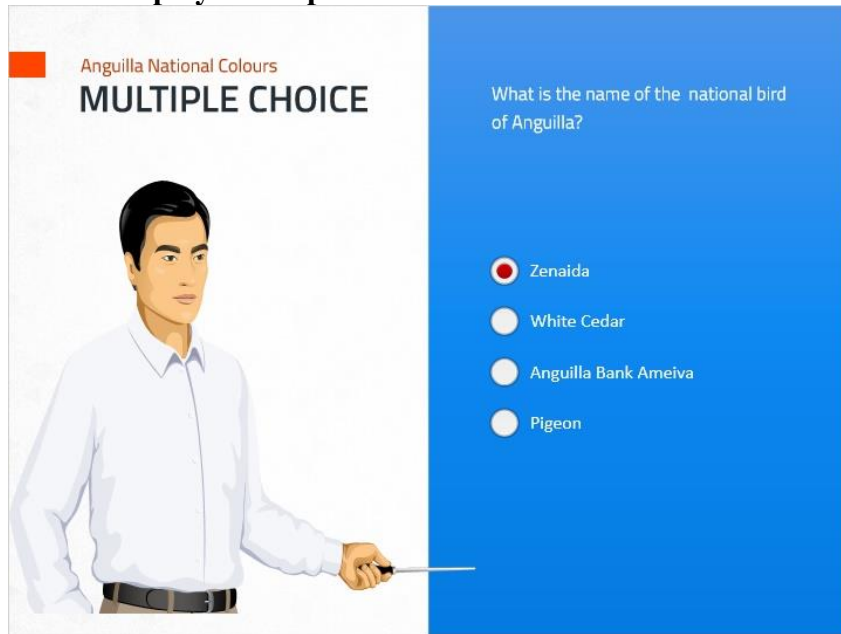
Interactivity: Slide buttons allows you to move across the page viewing each photo larger.

Effects/Navigation: Moving the slider will change image to make it larger.

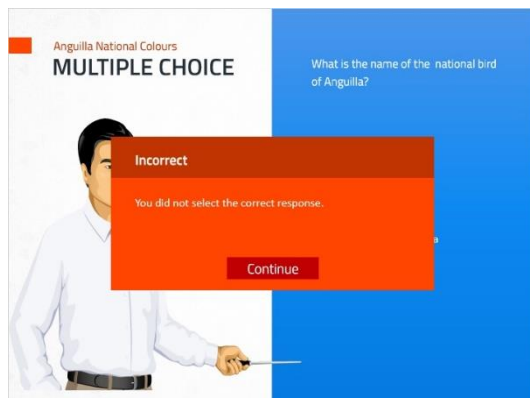
▷ Swipe/go to quiz ◁ back menu options

Course: Anguilla National Symbols
Slide 10 of 13:

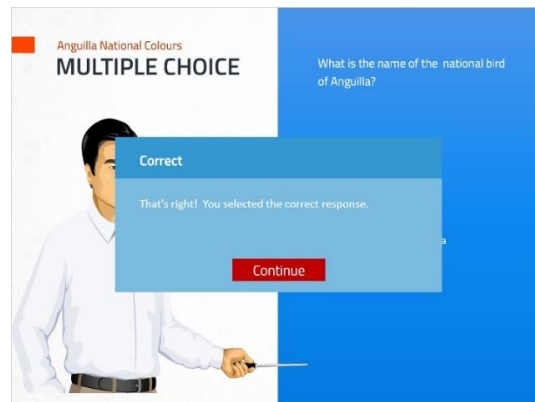
Screen Display: Multiple choice



Base Layer



Layer 1



Layer 2

Image Description: Male figures standing and pointing with a stick in left hand

Written Text: Header: Titillium Web (Headings) 32 | Body: Calibri (Body) 16 | Buttons: Titillium Web (Headings) 12

Interactivity:

Correct	Choice
X	Zenaida Aurita
	White Cedar
	Anguilla Bank Ameiva
	Pigeon

Feedback when correct:

That's right! You selected the correct response.

Feedback when incorrect:

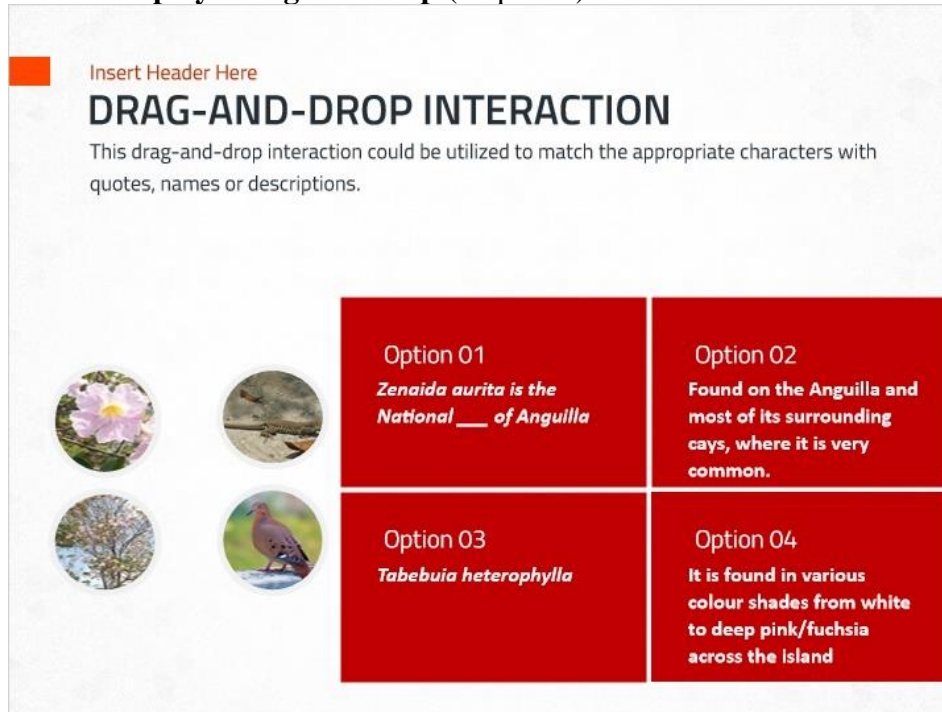
You did not select the correct response.

Effects/Navigation:

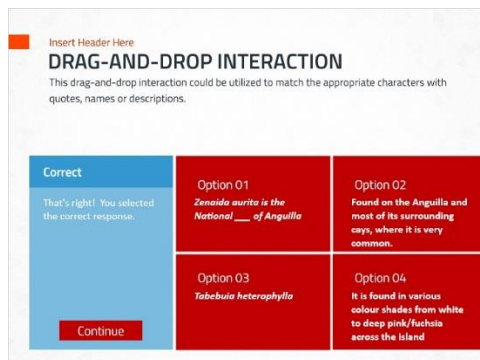
Pop-up box for incorrect and correct answer

✓ Submit button will submit assignment and take you to next question slide.

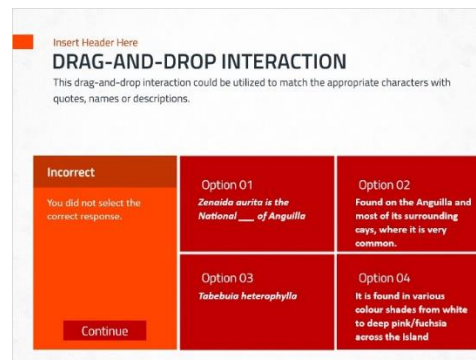
Screen Display: Drag and Drop (10 points)



Base layer



Layer 1 Correct answer



Layer 2 Incorrect answer

Images Description: <https://whatwedoinanguilla.com/wp-content/uploads/2015/07/National-Symbols-Tree-and-Flower-edit-1.jpg>
<https://whatwedoinanguilla.com/wp-content/uploads/2015/07/National-Symbols-National-Dish-edit.jpg>
<https://whatwedoinanguilla.com/wp-content/uploads/2015/07/National-Symbol-turtle-dove.jpg>
<https://whatwedoinanguilla.com/wp-content/uploads/2015/07/National-Symbols-Ground-Lizard-edit.jpg>

A white cedar flower, a turtle dove, a ground lizard and white cedar tree all in circular shapes.

Written Text: Header: Titillium Web (Headings) 32 | Body: Calibri (Body) 16

Interactivity: (*Drag and Drop, 10 points, 2 attempts permitted*)

Drag Item	Drop Target
Turtle Dove	Drop Target 01
Anguilla Ground Lizard	Drop Target 02
National Tree	Drop Target 03
National Flower	Drop Target 04

Feedback when correct:

That's right! You selected the correct response.

Feedback when incorrect:

You did not select the correct response.

Drag and drop properties
Snap dropped items to drop target (Stack random)
Delay item drop states until interaction is submitted

Effects/Navigation:

Pop-up box for incorrect and correct answer

✓ Submit button will submit assignment and take you to next question slide.

Course: Anguilla National Symbols
Slide 12 of 13:

Screen Display: Recapping

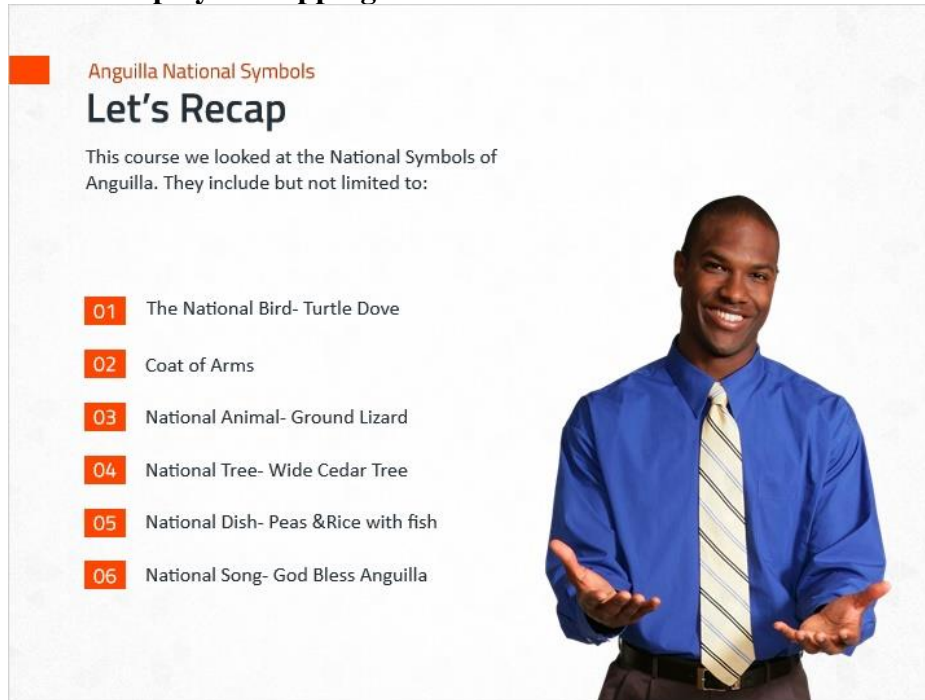


Image Description: male of African descent holding hands out

Spoken Text: Text to speech

“Let's recap.

We covered a number of National symbols of Anguilla. We took a virtual journey and explored some of the national symbols in detail. Some symbols we covered were:

The National Bird, Coat of Arms, National Animal, National Tree, National Dish and The National Song. Hope you enjoyed this course. See you at our next level.”

Written Text: Header: Titillium Web (Headings) 32 | Body: Calibri (Body) 16 | Bullet points 14

Effects/Navigation:

▷ Swipe/go to next or ◁ back menu options

Course: Anguilla National Symbols
Slide 13 of 13:

Screen Display: Exit Course

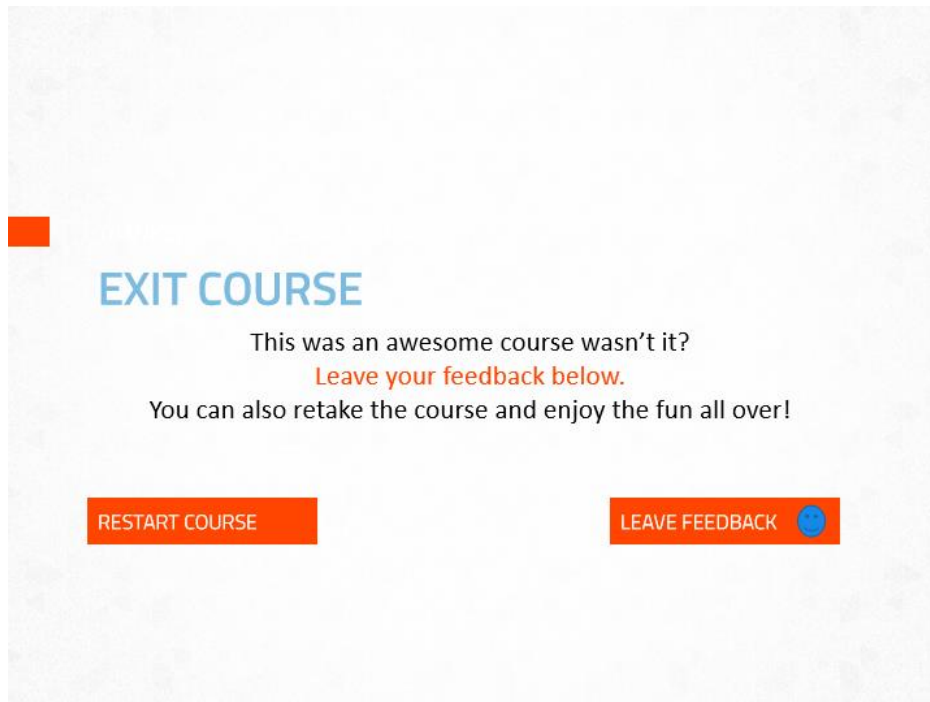


Image Description:

Written Text: Header: Titillium Web (Headings) 32 | Body: Calibri (Body) 16 | Button: Titillium Web (Headings) 12

Effects/Navigation:

Restart button: goes to beginning of course. **Feedback button** ends course and goes to feedback form from Google Forms.

▷ Swipe/go to next or ◁ back menu options

References

Anguilla Bar Association. (2005). *Alex Richardson*. Retrieved from Past Presidents:

<https://anguillabar.com/index.php/past-presidents/alex-richardson/>

Articulate Storyline360. (2020). *Storyline360*. Retrieved November 2020, from Articulate Photos.

Bennett, P. (2020, January 25). *Anguilla National Symbol- All you need to learn from a wall*.

Retrieved from Uncommon Caribbean:

<https://www.uncommoncaribbean.com/anguilla/anguilla-national-symbols/>

Creative Commons. (2020). Retrieved November 29, 2020

Flag of Anguilla. (2018). *Anguilla Flag GIF*. Retrieved from All waving flags:

<https://allwavingflags.blogspot.com/2018/04/flag-of-anguilla.html>

Government of Anguilla. (2018, January). *2018 National Calendar*. The Valley, Anguilla:

Government of Anguilla.

Hodge, C. (2020). *About Anuguilla-National Symbols*. Retrieved from What We Do in Anguilla:

<https://whatwedoinanguilla.com/about-anguilla/>

Appendix

Appendix A Credits

Home Screen background image	Roy Googin
All character set	Storyline 360

Appendix B

[Anguilla National Symbols](#) by [Trevor Queueley](#) is licensed under [CC BY-NC 4.0](#) 

```
<p xmlns:dct="http://purl.org/dc/terms/" xmlns:cc="http://creativecommons.org/ns#"
class="license-text"><a rel="cc:attributionURL" property="dct:title"
href="https://6508queueley.weebly.com/multimedia.html">Anguilla National Symbols</a> by <a
rel="cc:attributionURL dct:creator" property="cc:attributionName"
href="https://6508queueley.weebly.com/">Trevor Queueley</a> is licensed under <a rel="license"
href="https://creativecommons.org/licenses/by-nc/4.0">CC BY-NC 4.0</a></p>
```